

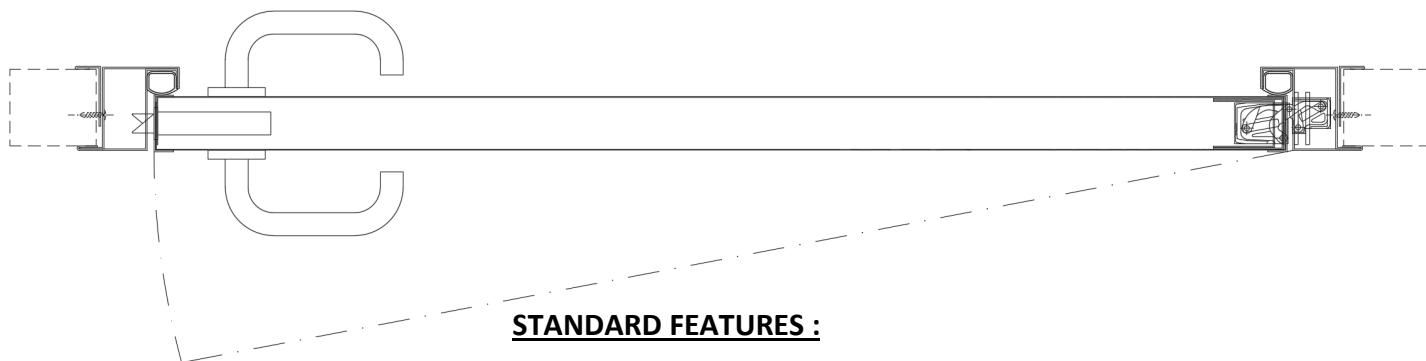


B15 HINGED DOORS

P_ZB15Y_INT (Hidden hinges Z shape Frame)



- Square porthole (window)
- Round porthole (window)
- Magnetic door proximity switch
- Hidden door closer with electric module for open position
- Dropdown sill "Comaglio" or similar
- Different surface finiture for hinges and lockset plate.
- Rubber gasket color : brown & white




STANDARD FEATURES :

- IMO MED Certification B15 Rated Class
- Nr 3 Adjustable Hinges "Simmonsverke" satin chrome
- Hidden doorcloser "DormaKaba"
- Lockset "Schwepper" (standard)
- Rubber gasket black color
- Standard painting powder coating RAL codes



Bimar Srl

Via San Giuseppe, 5 Z.I. Piano di Quercia - 54016 Licciana Nardi (MS) -- ITALY
P.IVA / Vat : 01497420115 - www.bimaritalia.com - info@bimaritalia.com

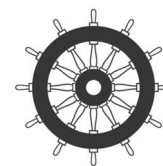




B15 HINGED DOORS

P_ZB15Y_INT (Hidden hinges Z shape Frame)

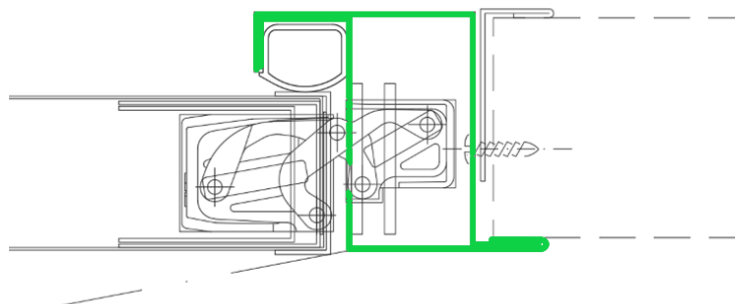
MAIN FEATURES

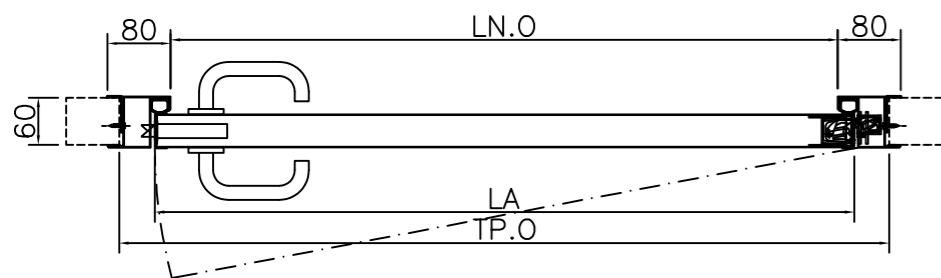
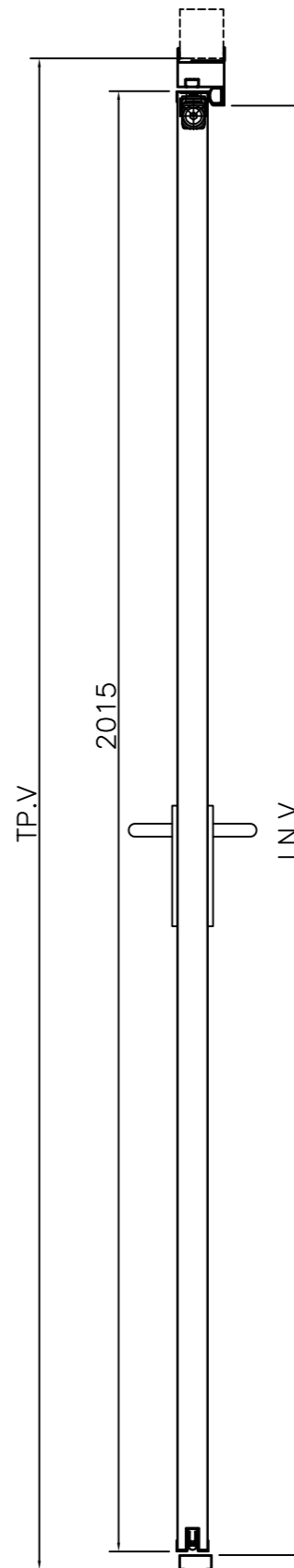
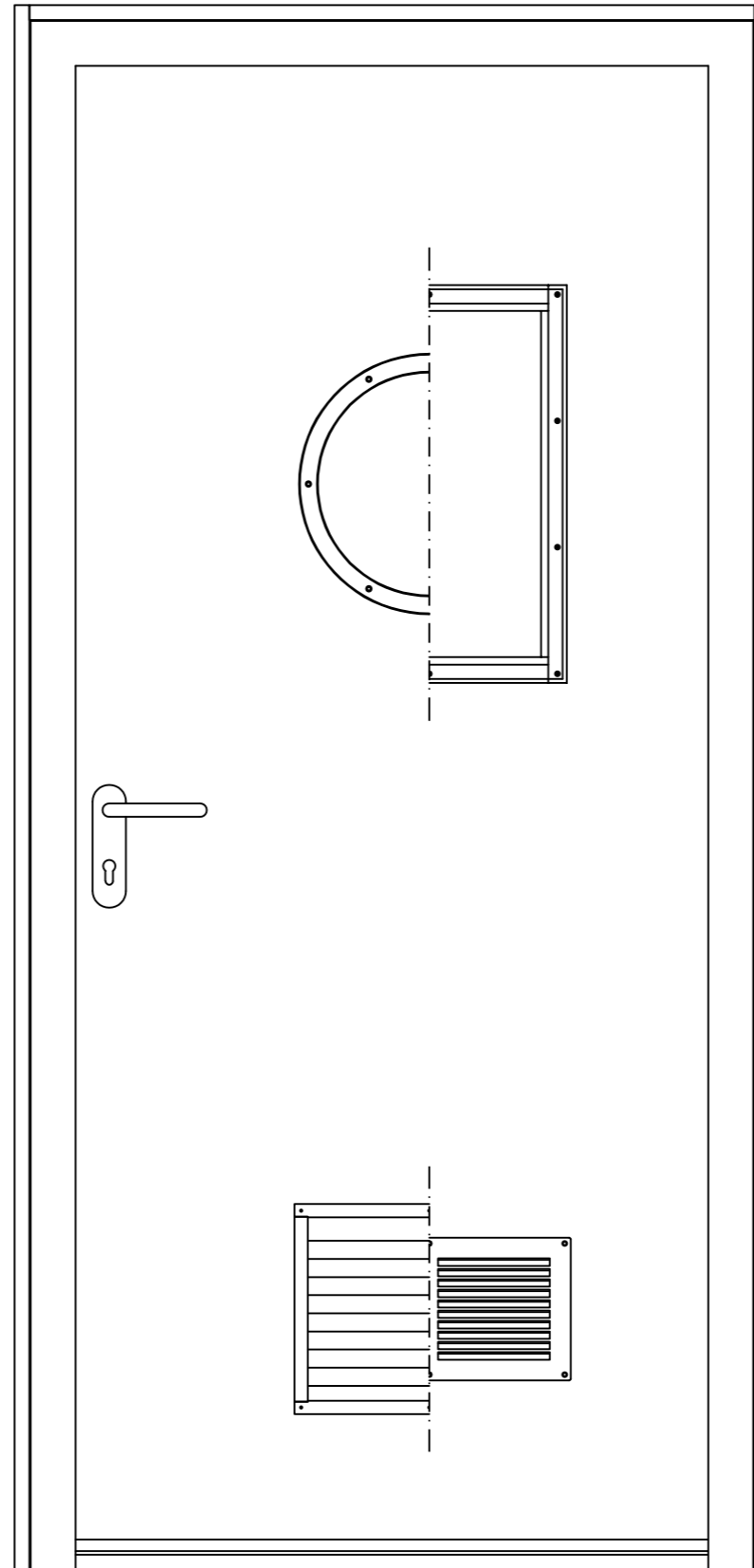
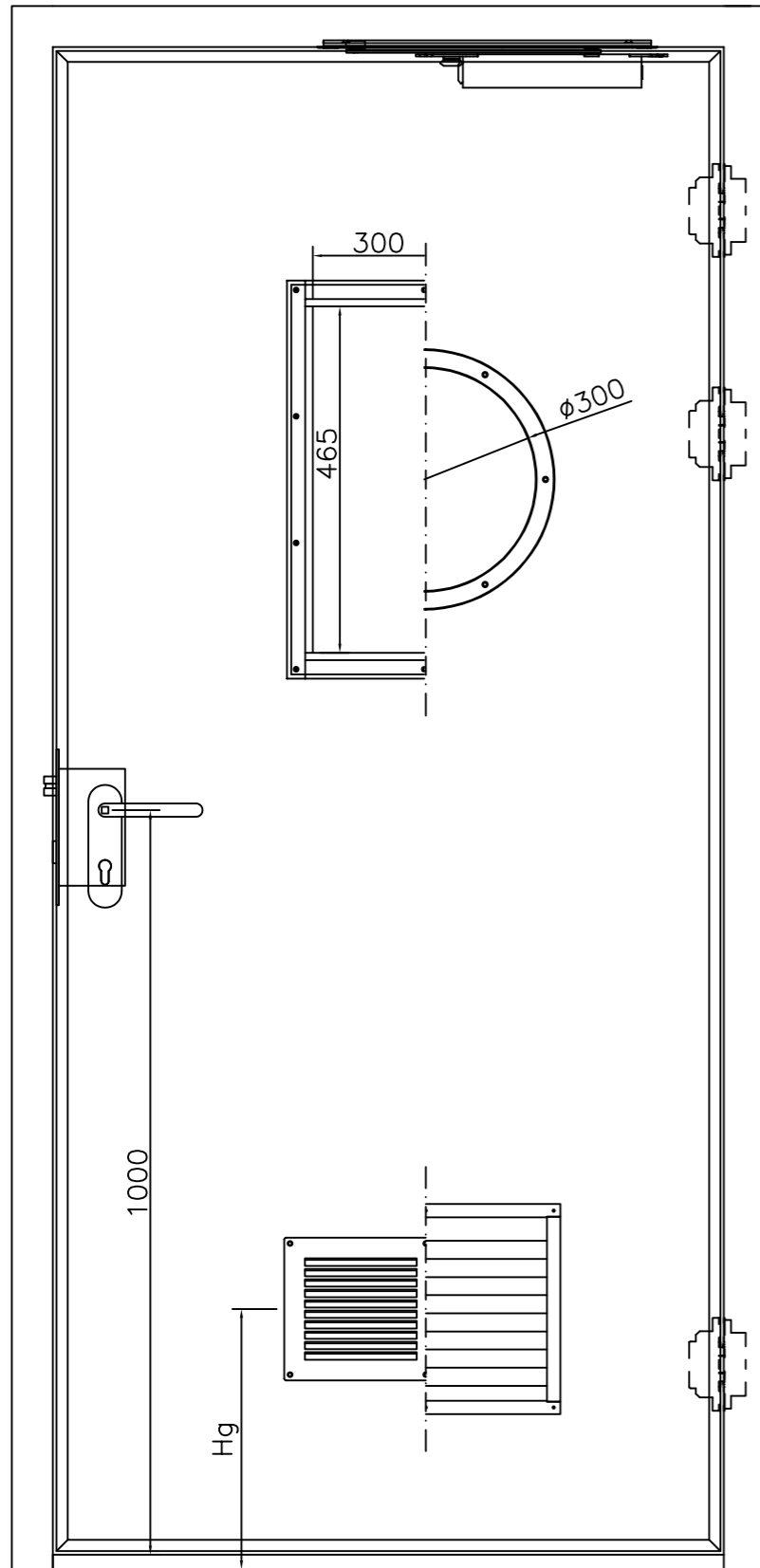


1. **Art. name:** P_ZB15Y_INT
2. **Reference international rules:** SOLAS 74/88 Chapter II-2/9 – European Directive 96/98/CE (MED) and further modifications.
3. **Classification:** B15 rated class fire door, non watertight.
4. **Maximum dimensions:** Clear Opening 1150x2300 mm.
5. **Door type:** single leaf, hinged type.
6. **Leaf construction:** sandwich type, steel foil – rock wool and calcium-silicate – steel foil
7. **Leaf thickness:** 42 mm.
8. **Leaf finishing types:**
 - Galvanized steel (rough) for leaf covering
 - RAL or NCS painted
 - PVC pre-coated (several finishing types)
9. **Weight:** ~ 50 Kg. The weight refers to the above dimensions (CO 1000x2200 mm). That weight doesn't includes leaf covers.
10. **Leaf covering:** finishing cover on both leaf sides available. Maximum applicable weight: 20 kg.
11. **Door closer:** concealed type, closing force EN 2-4 (adjustable).
12. **Lock:** stainless steel, no vibrating.
13. **Hinges:** nr. 3 stainless steel adjustable hinges (hidden).
14. **Leaf frame (trimlist) finishing:** RAL or NCS painted or Stainless steel (satin or polished)
15. **Door frame finishing:** RAL (standard) or NCS (on request) powder coating.
16. **Counter-frame finishing :** same of frame (powder coating)
17. **Accessories (on request):**
 - Square Window 325x490 mm
 - Round Porthole ϕ 300 mm
 - Inductive proximity sensor (remote close/open position detection)
 - Electromechanical block for door closer (for door remote closing)
 - Drop-down sill
 - Electric strike on frame (EFF128 or EFF138)

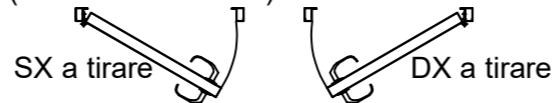


TE 541 3D FVZ





NB: PER IL VERSO DI APERTURA FA FEDE LA TABELLA SOPRASTANTE (come da ISO 1751)



00	PRIMA EMISSIONE	Battistini
REV.	DATE:	APPROVED
DESCRIZIONE / ISSUE		Disegno # / Drawing # :
Committente/Buyer:		Commissa/Job:
Costruzione/Ship Name:		Scala / Scale : 1:XX
Titolo / Title:		
PORTA TIPO P_ZB15Y_int		



BIMAR SRL

Via San Giuseppe,5
 Licciana Nardi (MS) - ITALY
 TEL : +39 0187 415455
 www.alcinav.it - info@alcinav.it